

## "TR" POLYURETHANE PALLET TRUCK ROLLERS WITH STEEL CENTRE

-  80-85 mm
-  95 Shore A
-  350-1000 daN  
4 km/h
-  240-800 daN  
6 km/h
-  145-400 daN
-  -20 / +80 °C



### Description

Tyre: "TR" polyurethane, hardness 95 Shore A, excellent values of rolling resistance and elasticity, highly resistant to wear.

Centre: obtained from a steel tube:

Hub with shielded ball bearing with interference assembly in the seats obtained by precision machining of the centre; also available without bearings.

Model with labyrinth seals: protective plastic rings, with interference assembly into the ball bearings. They ensure longer life, by preventing entry of dust and foreign bodies.

### Uses


Excellent for use on electric pallet trucks, also in case of heavy loads and high speed handling (up to 16 km/h).

Their excellent values of rolling resistance make the manual handling of heavy loads easier.

The model with electrowelded brackets allows handling heavy loads while maintaining a low centre of gravity. It is a common solution to move set design in the show business sector.

### Environments of use

Designed for industrial environments, even in presence of alcohols, glycols, hydrocarbons. Not recommended in areas with organic acids and mineral acids, base solutions and saturated vapour.

WEAK ACIDS				WEAK BASES		
STRONG ACIDS				STRONG BASES		
WATER				HYDROCARBONS		
ALCOHOL				SOLVENTS		

*For information on the compatibility of the component wheel materials with specific aggressive chemical substances, see table at page 36.*



### Floors

Suitable for tiles and cement-resin.

Not suitable if voluminous obstacles are present.



Force required to push or tow a wheel

 	100 kg	200 kg	300 kg	500 kg	600 kg	800 kg	1000 kg
80x70 mm	1.3	3	5.5	10.3	13.5	---	---
80x90 mm	1.3	2.7	4.4	8.2	10.4	15.3	---
82x70 mm	1	2.6	5.4	11.2	15.3	---	---
82x85 mm	1	2.6	5	10.5	13.9	22	---
82x90 mm	< 1	2.3	4.2	9	12.2	20	---
82x100 mm	< 1	< 1	2.3	6.7	9.8	17.8	28
85x40 mm	1.4	5.3	10.4	---	---	---	---
85x70 mm	< 1	1.9	5.2	10.9	15.5	---	---
85x80 mm	< 1	1.6	4.5	9.5	13.6	24	---
85x90 mm	< 1	< 1	3.5	7.9	11.4	20.5	---
85x100 mm	< 1	< 1	2	5.8	9.3	17	27

For each load and diameter, the table indicates the force (in daN) needed to push or tow a single wheel at the constant speed of 4 km/h on smooth flooring. For manual handling of a 4-wheeled trolley we recommend diameters that have values < 5 daN, for frequent handling we recommend diameters with values < 3 daN.

Available with brackets



**Electrowelded brackets EE MHD**

Maximum carrying capacity 800 daN - available diameters 80-85 mm  
Top plate fitting.



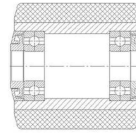
мм	мм	кг	КОД	кг	КОД	мм	мм	мм	мм	даН	даН	даН	даН	
80	40	0,82	752101	0,62	754101	20	40	47	14	450	145	350	240	
80	70	1,06	752102	0,82	754102	20	70	47	14	800	250	700	560	
80	90	1,35	752105	1,11	754105	20	90	47	14	1000	335	900	720	
82	60	0,95	752131	0,75	754131	20	67	47	14	700	310	600	480	
82	70	1,09	752132	0,85	754132	20	70	47	14	800	255	700	560	
82	70	1,04	752232	0,84	754232	20	70	47	16	800	255	700	560	
82	75	1,05	752143	0,85	754143	20	75	47	14	880	300	780	624	
82	85	1,27	752134	1,03	754134	20	85	47	14	900	300	800	640	
82	90	1,33	752135	1,09	754135	20	90	47	14	1000	340	900	720	
82	100	1,45	752137	1,21	754137	20	100	47	14	1100	390	1000	800	
85	40	0,72	752121	0,48	754121	20	40	47	14	450	150	400	320	
85	70	1,12	752122	0,88	754122	20	70	47	14	800	265	700	560	
85	75	1,17	752129	0,93	754129	20	75	47	14	850	285	750	600	
85	80	1,25	752123	1,01	754123	20	80	47	14	900	310	800	640	
85	80	1,18	752223	0,90	754223	25	80	52	15	900	310	800	640	
85	90	1,39	752125	1,15	754125	20	90	47	14	1000	350	900	720	
85	100	1,52	752127	1,28	754127	20	100	47	14	1100	400	1000	800	

Options available to order















Rollers with customised dimensions

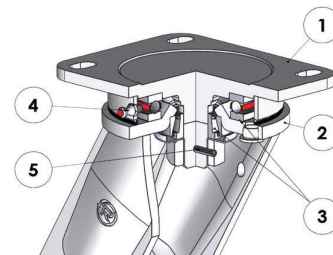
**With labyrinths**
















Labyrinths: protective plastic-rings, with interference assembly in front of the ball bearings. They ensure longer life, protecting them from dust and foreign bodies that may limit the roller's free rotation.

											
mm	mm	kg	CODE	mm	mm	mm	mm	daN	daN	daN	daN
80	65	0.97	753101	20	70	47	20.5	750	230	650	520
80	85	1.29	753102	20	90	47	20.5	950	310	850	680
82	65	1.03	753103	20	70	47	20.5	750	235	650	520
82	80	1.21	753104	20	85	47	20.5	900	280	800	640
82	85	1.27	753105	20	90	47	20.5	950	320	850	680
82	95	1.39	753106	20	100	47	20.5	1050	365	950	760
85	65	1.06	753107	20	70	47	20.5	750	245	650	520
85	75	1.19	753108	20	80	47	20.5	850	285	750	600
85	75	1.12	753223	25	80	47	20.5	850	285	750	600
85	85	1.33	753109	20	90	47	20.5	950	330	850	680
85	95	1.46	753110	20	100	47	20.5	1050	375	950	760

**Electrowelded brackets EE MHD - max carrying capacity 800 daN**



- 1) Plate: forged steel with integrated pin
- 2) Fork: deep-drawn legs electro-welded to the flange
- 3) Swivel actions: axial ball bearing and tapered roller bearing
- 4) Grease nipple
- 5) Anti-loosening system nut

												
mm	mm	kg	CODE	kg	CODE	mm	mm	mm	mm	mm	daN	daN
80	70	3.96	758301	2.98	758401	130	135x110	108x80	11	55	700	560
85	70	4.02	758311	3.04	758411	132.5	135x110	105x80	11	55	700	560
85	80	4.15	758321	3.17	758421	132.5	135x110	105x80	11	55	800	640