

"TR-ROLL" POLYURETHANE WHEELS WITH CAST IRON CENTRE



Technical features

Tyre: very thick TR-Roll polyurethane, hardness 75 Shore A, with excellent rolling resistance and elasticity and good resistance to wear and tear.

Centre: cast iron.

Hub with shielded ball bearing press-fitted in the seats obtained by precision turning on the centre; also available without bearings.

Uses

Innovative product, which combines an excellent rolling resistance with the ability to damp down vibrations and overcoming obstacles and very good performance and durability in case of heavy usages and mechanical handling at speeds up to 16 km/h. Examples of applications: mechanically handled trolleys in automotive industries, logistics, carpentries; AGV trolleys; electrical pallet trucks.

Environments of use

Designed for industrial environments, even in the presence of alcohols, glycols, hydrocarbons.

Not recommended in areas with organic acids and mineral acids, base solutions and saturated steam. In case of use in particularly aggressive environments, it is possible to use a protective lacker available on request.

WEAK ACIDS		WEAK BASES	
STRONG ACIDS		STRONG BASES	
WATER		HYDROCARBONS	
ALCOHOL		SOLVENTS	

For information on the compatibility of the component wheel materials with specific aggressive chemical substances, see table at page 36.



Floors

Suitable for all types of industrial floors, even outdoors. Facilitates the overcoming of obstacles.

It does not damage the floors.



Force required to push or tow a wheel

 	200 kg	400 kg	600 kg	800 kg	1000 kg	1200 kg	1400 kg	1600 kg
200x50 mm	<1	2,5	4	6	---	---	---	---
200x80 mm	<1	2	3,5	5,5	---	---	---	---
250 mm	<1	1,5	3	5	7	9	---	---
300 mm	<1	1	2,5	4,5	6	8	10	---
400 mm	<1	<1	1	3	5,5	7	8	10

For each load and diameter, the table indicates the force (in daN) needed to push or tow a single wheel at the constant speed of 4 km/h on smooth flooring. For manual handling of a 4-wheeled trolley we recommend diameters that have values < 5 daN, for frequent handling we recommend diameters with values < 3 daN.

Fittings with brackets



Electrowelded brackets EE MHD

Maximum carrying capacity 800 daN – available diameters 200 mm
Top plate fitting. Available with adjustable rear brake.



Electrowelded brackets EE HD

Maximum carrying capacity 800 daN – available diameters 200-300 mm
Top plate fitting. Available with adjustable rear brake.



Electrowelded brackets EE EHD

Maximum carrying capacity 1700 daN – available diameters 400 mm
Top plate fitting.

Options available to order:

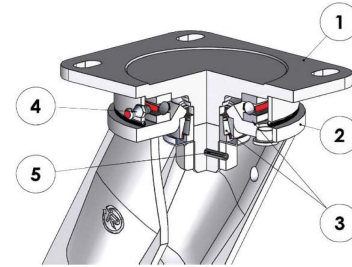


Wheel with key housing



mm	mm	kg	COD.	kg	COD.	mm	mm.	mm	mm	daN	daN	daN	daN	daN	daN	daN	daN	daN	daN	daN	
200	50	3,40	622126	3,17	624126	20	55	47	14	1000	700	800	800								
200	80	6,63	622136	6,14	624136	25	88	62	18	1200	750	900	900								
250	80	8,50	622127	8,00	624127	25	86	62	17	1600	800	1200	1200								
300	80	11,50	622128	11,00	624128	30	86	62	17	1900	850	1400	1400								
400	100	33,50	622109	32,70	624109	40	100	80	18	2000	900	1700	1700								

Electrowelded brackets EE MHD - Max. carrying capacity 800 daN



- 1) Plate: forged steel with integrated pin
 - 2) Fork: deep-drawn legs electro-welded to the flange
 - 3) Swivel actions: axial ball bearing and tapered roller bearing
 - 4) Grease nipple
 - 5) Anti-loosening system nut
- Available with adjustable total rear foot brake

mm	mm	kg	COD.	kg	COD.	kg	COD.	mm	mm	mm	mm	mm	mm	mm	daN	daN	daN	daN	daN	daN	
200	50	6,54	628316	5,56	628416	7,42	628616	252	135x110	105x80	11	70	157	800	800						

Options available to order:

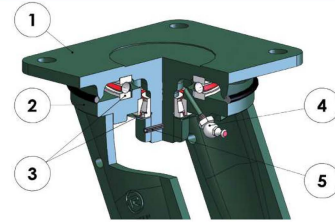


Wheel with key housing



Directional lock for brackets EE MHD - EE HD - EED MHD: see page 332

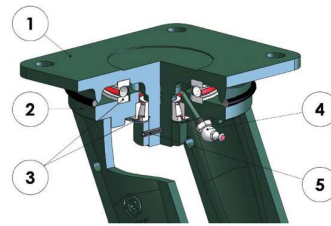
Electrowelded brackets EE HD - Max. carrying capacity 1400 daN



- 1) Plate: forged steel with integrated pin
 - 2) Fork: deep-drawn legs electro-welded to the flange
 - 3) Swivel actions: axial ball bearing and tapered roller bearing
 - 4) Grease nipple
 - 5) Anti-loosening system nut
- Available with adjustable total rear foot brake

mm		kg	COD.	kg	COD.	kg	COD.	mm	mm	mm	mm	mm	mm	daN	daN
200	80	13,10	628706	11,56	628806	13,98	628906	275	175x140	140x105	14,5	65	166	900	900
250	80	15,19	628708	13,60	628808	16,07	628908	320	175x140	140x105	14,5	74	166	1200	1200
300	80	18,31	628718	16,69	628818	19,19	628918	360	175x140	140x105	14,5	81	166	1400	1400

Electrowelded brackets EE EHD - Max. carrying capacity 1700 daN



- 1) Plate: forged steel with integrated pin
 - 2) Fork: deep-drawn legs electro-welded to the flange
 - 3) Swivel actions: axial ball bearing and tapered roller bearing
 - 4) Grease nipple
 - 5) Anti-loosening system nut
- Available with adjustable total rear foot brake

mm	mm	kg	COD.	kg	COD.	mm	mm	mm	mm	mm	daN	daN
400	100	49,55	628729	44,85	628829	475	250x200	210x160	19	95	1700	1700

Options available to order:



Wheel with key housing



Directional lock for brackets EE MHD - EE HD - EED MHD: see page 332